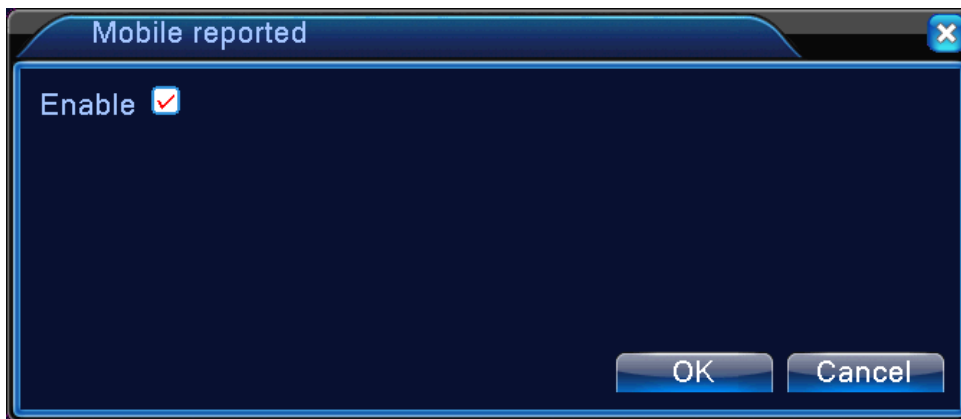
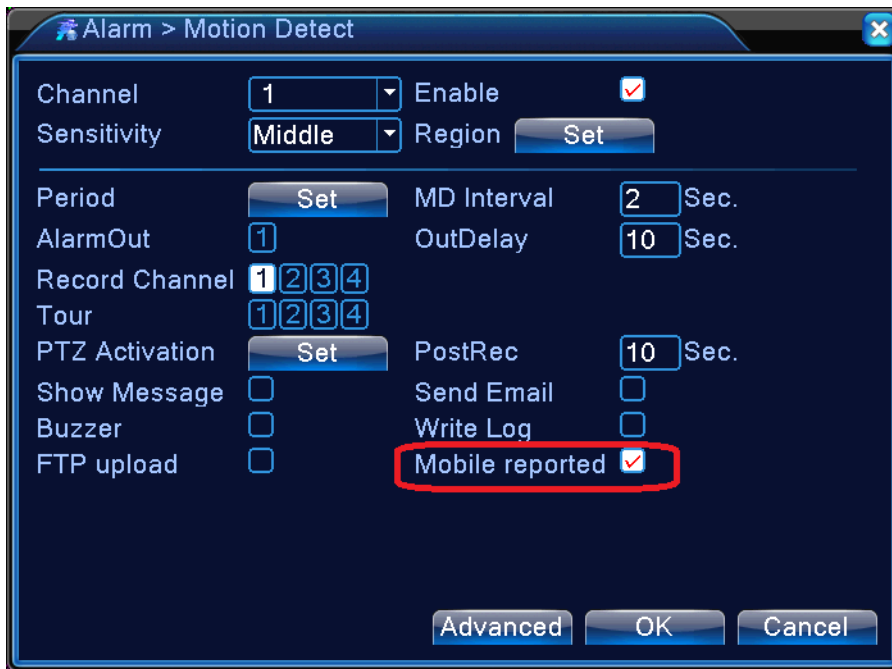


Mobile Report

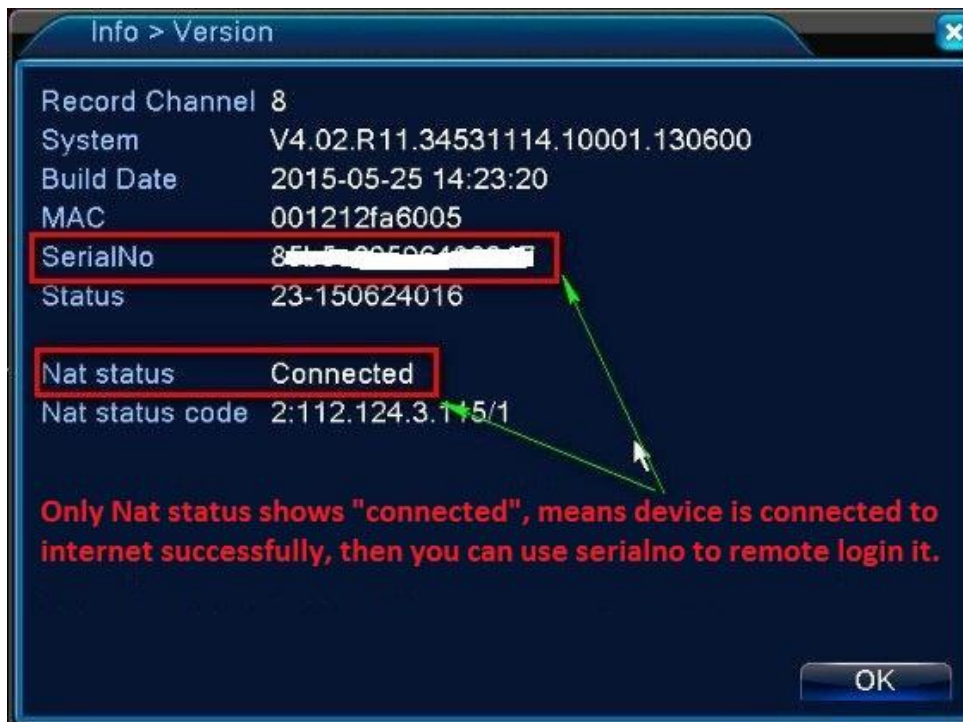
1. Please go to <main menu>--<system>--<netService>, check below picture.Enable “mobile reported”



2. Please go to <main menu>--<alarm>--<motion detection>, select “mobile reported”



3. Please make sure your Nat status is connected, <main menu>--<info>, refer to below picture.



4. Setting alarm in your mobile APP XMEYE. Log in your mobile APP, and connect the device you want to get mobile alarm.

Menu

DeviceList

Local Record

Local Album

Alarm Push

Settings

Logout



JZTEK

Raheem

Tyler

jason

Victor

leo

office

CAM01

CAM02

CAM03

Se

60



60%



11:55



Alarm Push

Cesar

e051fd1e1352ebfc6



Hasan

eb90188751c9d017



Brian

f00b9f0e1302f924



Deve

12b77199109ea5af



Gluegun

85e170550ddf50bd



leo2

749d1a0d18dc596c



Beque

fd24ca14466adca6



Brandon

